



## **Fitting Instructions**


YewdaleDefiant<sup>®</sup>

R20 with Drill Free option

933020W

Part no: 2002

# Safety Instructions



Loops in pull cords, chains, tapes and inner cords that operate the product can cause strangulation.



Keep cords out of the reach of young children.



Move beds, cots and furniture away from window covering cords



Do not tie cords together. Make sure cords do not twist and create a loop

## Please note

All blinds should be installed by a person competent in DIY.  
If in doubt, please consult a professional.



### Warning

All instructions must be read  
before installing the blind.



### Fitting Time

Approx. 5 minutes




### Need Extra Help?

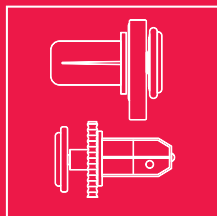
You can find a helpful installation video by simply  
scanning this QR Code or visiting our website

[www.yewdale.co.uk/videos-page](http://www.yewdale.co.uk/videos-page)

# What's in the box




Roller Blind



Drill Free Mechanism



Chain



Twist Tool



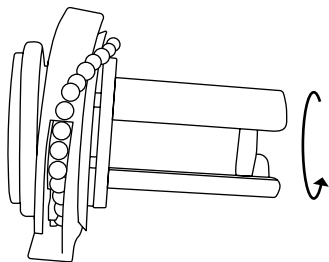
## **Please note**

Extra care should be taken when fitting Drill Free blinds onto any surface. Please ensure the blind is secure at all times to avoid damage to surface or potential injury.

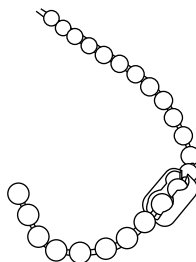
# R20 with Drill Free option

## 933020W

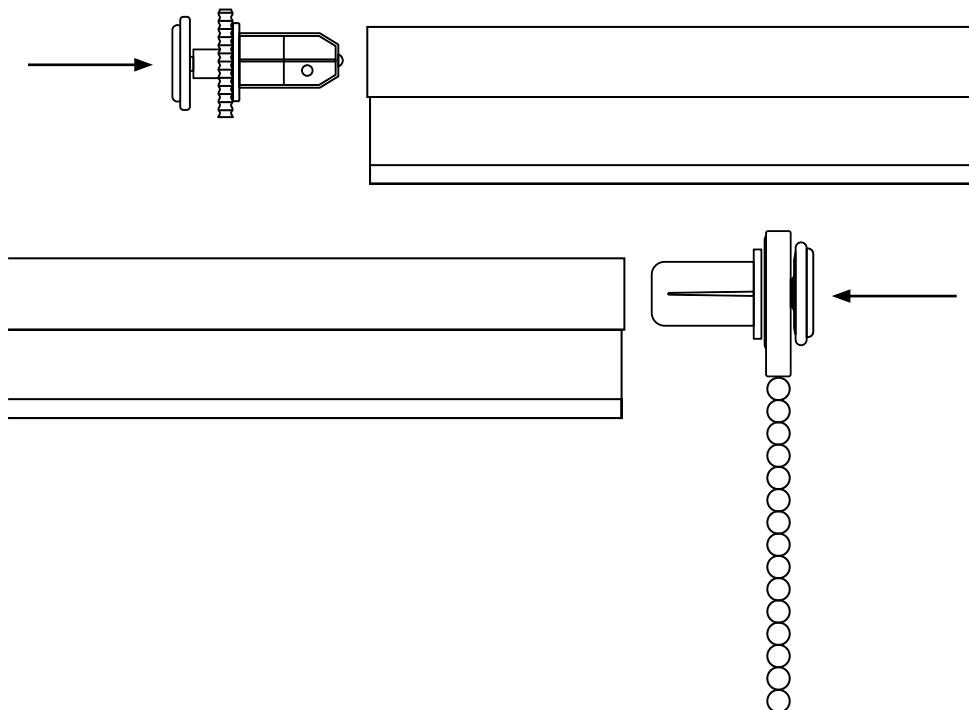
**01** If not pre-installed, attach the chain by feeding it through the mechanism



**02** Use a chain connector to complete the loop




**03** Push the mechanism into the barrel at either end.




# R20 with Drill Free option

## 933020W

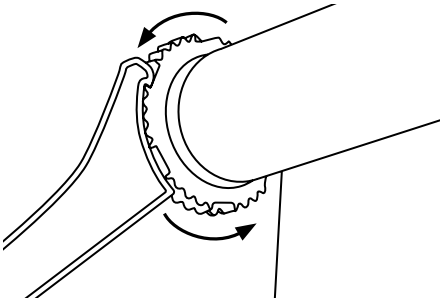
- 04** Place the blind against the wall, fitting the chain mechanism end first



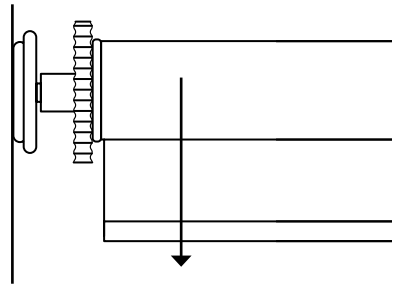
- 05** Place the other end against the wall



- 06** Twist the mechanism by hand or with the twist tool until tight



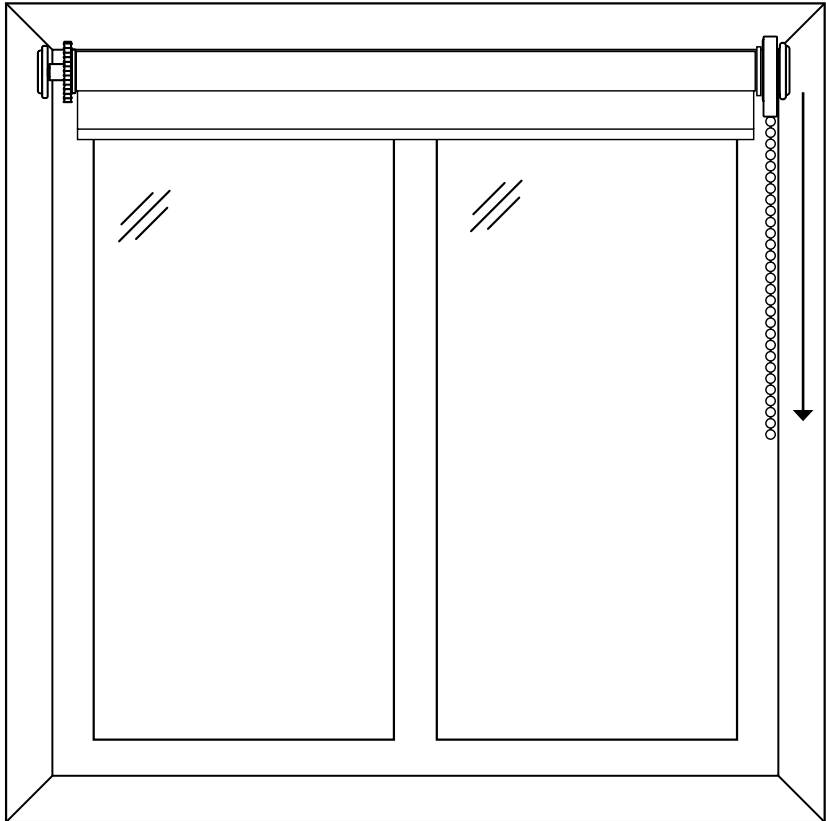
- 07** Pull down on the blind to confirm the blind is held safely in position



# R20 with Drill Free option

## 933020W

- 08** Check that the blind operates correctly. Please ensure the blind is secure at all times to avoid damage to surface or potential injury.





**Head Office:**

Enterprise Way,  
Wickford, Essex, SS11 8DH  
**Call:** +44 (0)1268 570900  
**Email:** sales@yewdale.co.uk

**London Office & Showroom:**

4 Sutton Lane,  
London, EC1M 5PU  
**Call:** +44 (0)203 818 5905

For more information on all  
Yewdale products, please call  
the sales department.

