

## Shadebox®

### Features:

Supplied in component form only with an aluminium powder coated white box as standard. Available up to 5m in length, the box is 115mm x 115mm. Components include an aluminium box cover, plain box section and endplates. The box is designed for top fixing into a ceiling section of a suspended ceiling and transitional plates accommodate either a 45mm grooved aluminium barrel with metal chain operation or a 53mm/70mm grooved aluminium barrel for electric operation, depending on blind size and fabric weight. White hardware as standard.

### Benefits:

Designed to ensure that blinds blend discreetly into a room, ShadeBox® is an excellent choice for a modern building with a minimalistic interior.

ShadeBox® is installed during the ceiling construction. A tradesperson can dryline or plaster right up to the box using the drylining section component, leaving a seamless finish, or they can use the alternative adaptor which allows the box to be fitted within false ceilings.

Metal transition plates are fitted on either side of the box to allow for your choice of YewdaleDefiant® roller blind, whether manual or electric. The plates allow the blinds to slide into place for an easy fit once the ceiling and room are finished. The transitional plates allow the blinds to be easily removed and altered for future fabric colour or operation changes.

ShadeBox® can also accommodate other manufacturer's blinds installing the blind directly to the box leaving out the transition plates.


When the blind is up and not in use, the ShadeBox® cover completely conceals the blind from view for a tidy and discreet finish.

### Options:

Small or large box cover, plain or drylining section, false ceiling adaptor, available in any RAL colour.

### Specification:

YewdaleDefiant® ShadeBox® as manufactured by Yewdale, +44 (0)1268 570900. White aluminium powder coated white box available up to 5m in length, 115mm x 115mm. Components



Ceiling tile with handpull

BIM model available



Ceiling tile with motor



Find this product on  
NBS Source



Plasterboard with motor

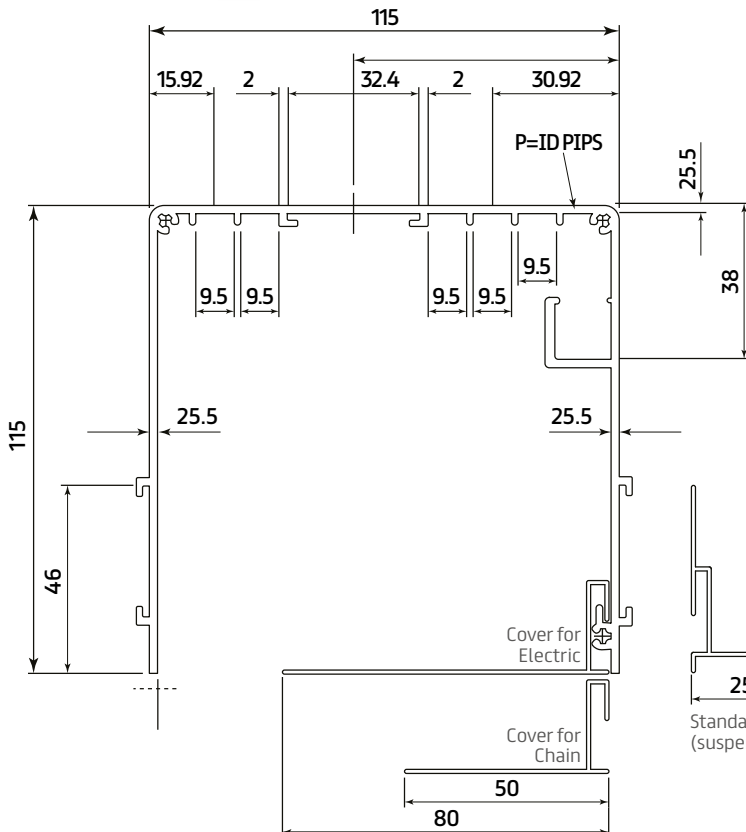
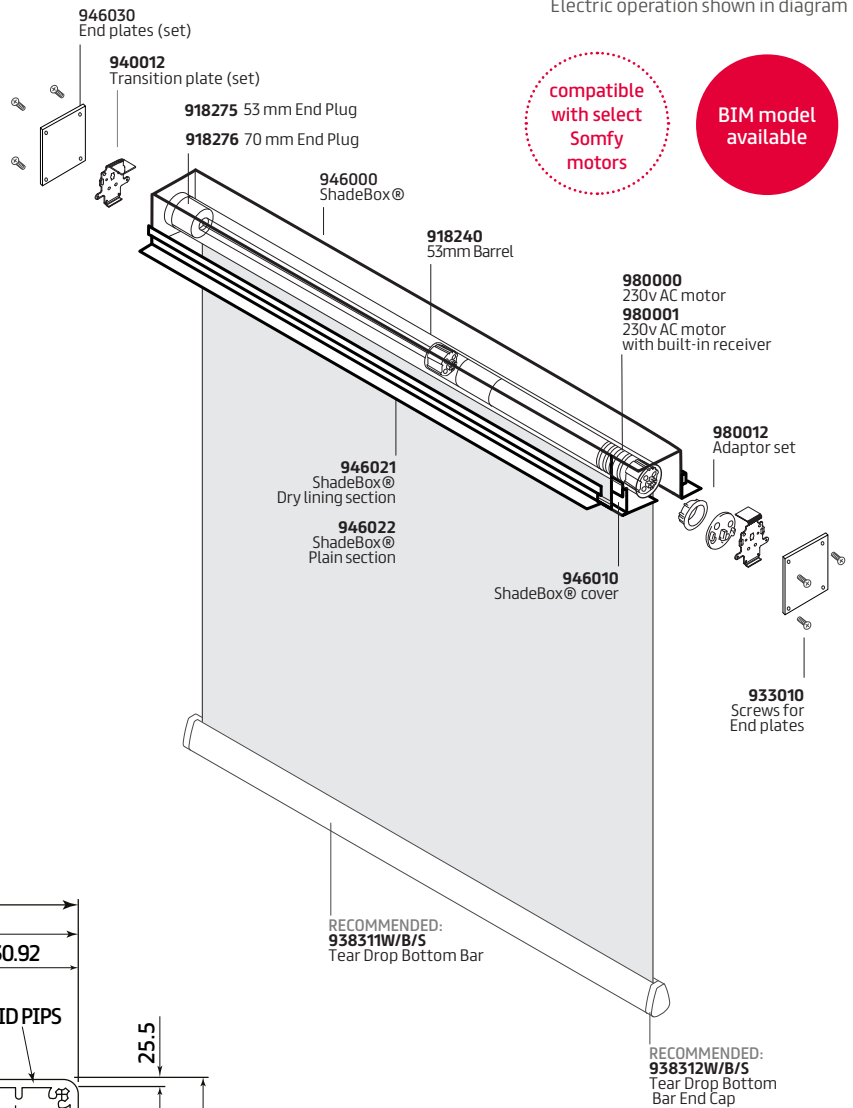


Plasterboard with handpull

## Shadebox® Dimensions



Find this product on NBS Source



Shadebox®	Max Width	Max Drop	Max M <sup>2</sup>
Chain Operation	3450	4250	6.5
Electric Operation	4700	5750	10